



2001 CATALOG



Superior
AXLE & GEAR





Superior AXLE & GEAR



A DIVISION OF FOOTE AXLE & FORGE, L.L.C.

*These three words separate us
from our competition:*

Quality • Experience • Manufacturing.

Since 1934, we have *Manufactured* more heavy duty and replacement axle shafts than all of our competitors combined.

This *Experience* results in the highest *Quality* shafts and gears available, backed by the longest warranties in the business.

Superior Axle & Gear

There is no comparison



Proud to be
manufacturing
in the USA.



Contents

EVOLUTION SERIES™ AXLE KITS

<i>Chevy Muscle Cars 10 & 12 Bolt, 1965-Present</i>	<i>Page 1</i>
<i>Ford Mustang 1979-Present 8.8"</i>	<i>Page 2</i>
<i>Ford Bronco</i>	<i>Page 3</i>
<i>Jeep Super 35 and Model 20 One-Piece</i>	<i>Page 4</i>

HIGH QUALITY PRODUCTION AXLE SHAFTS

<i>Ford</i>	<i>Page 5</i>
<i>GM Truck</i>	<i>Page 6</i>
<i>GM Car</i>	<i>Page 8</i>
<i>Chrysler/Dodge</i>	<i>Page 8</i>
<i>Jeep</i>	<i>Page 8</i>

RING & PINION SETS

<i>AMC Model 20</i>	<i>Page 9</i>
<i>Chrysler 8.25/8.375"</i>	<i>Page 9</i>
<i>Chrysler 9.25"</i>	<i>Page 9</i>
<i>Dana 30</i>	<i>Page 10</i>
<i>Dana 35/35 IFS</i>	<i>Page 10</i>
<i>Dana 44/44 IFS</i>	<i>Page 11</i>
<i>Dana 50</i>	<i>Page 11</i>
<i>Ford 7.5"</i>	<i>Page 11</i>
<i>Ford 8.8/8.8 IFS</i>	<i>Page 12</i>
<i>Ford 9"</i>	<i>Page 12</i>

<i>Ford 9.75"</i>	<i>Page 13</i>
<i>Ford 10.25"</i>	<i>Page 13</i>
<i>Ford 10.5"</i>	<i>Page 13</i>
<i>GM 7.25" IFS</i>	<i>Page 14</i>
<i>GM 7.5/7.625"</i>	<i>Page 14</i>
<i>GM 8.2"</i>	<i>Page 14</i>
<i>GM 8.25" IFS</i>	<i>Page 14</i>
<i>GM 8.5"</i>	<i>Page 15</i>
<i>GM 8.875" Truck</i>	<i>Page 15</i>
<i>GM 8.875" Passenger</i>	<i>Page 15</i>
<i>GM 9.25" IFS</i>	<i>Page 16</i>
<i>GM 9.5"</i>	<i>Page 16</i>
<i>GM 10.5"</i>	<i>Page 16</i>
<i>Toyota 7.5"</i>	<i>Page 17</i>
<i>Toyota 8"</i>	<i>Page 17</i>

INSTALLATION / OVERHAUL KITS

<i>All Makes</i>	<i>Page 18</i>
------------------	----------------

INTERNAL PARTS KITS /

DIFFERENTIAL CASES (OPEN)

<i>All Makes</i>	<i>Page 19</i>
------------------	----------------

Every effort has been made to ensure the accuracy of the information in this catalog, however we are NOT responsible for misprints, typographical or application errors. Please check all parts before beginning installation.

EVOLUTION SERIES™ AXLE KITS

Introducing the Evolution Series Axle Kits!

These kits are designed, engineered and manufactured in-house to be the best axles on the market! We've listened to our customers, and improved on the factory designs. Each axle or axle kit solves a specific problem for your customer, and are packaged installation ready with studs, bearings and seals. Many feature larger splines for extreme duty applications, and dual bolt patterns for upgrading to larger studs. All our shafts use a cold-formed rolled spline process that produces an axle spline up to 35% stronger than cut splines!

- **Exclusive 2 year warranty on all standard spline axles.**
- **All BIG SPLINE kits feature our exclusive 5-year warranty!**
- **Standard with stock length studs.**

TOUGH!

- ✔ Superior Alloy
- ✔ Induction Hardened
- ✔ Rolled Splines
- ✔ Complete with Studs, Bearings and Seals

Rolled splines increase strength up to 35% over cut splines



Chevy Muscle Car Axle Kits

10 & 12 Bolt, 1965 - 1996

Extreme Duty

- Exclusive Alloy
- Induction Hardened
- 2-Year Warranty on Axles

Made in the USA

- 100% In-House Quality Control
- We Forge Them!
- We Machine Them!
- We Heat Treat Them!
- We Test Them!

“Rolled” Splines

- OEM Process
- Up to 35% Stronger Than Competitor’s Cut Splines!

Complete Kit

- Left & Right Axle Shafts
- Axle Bearings, Seals & Studs

“Thread-in” Studs

- Grade 8 Studs
- Easier to Replace Without Ruining the Axle!



GM	SUPERIOR PART #	TYPE	OEM PART #	HOLLANDER PART #	LENGTH	WHEEL DRIVE HOLES	SPL	SIDE	RING GEAR
68-72 CHEVELLE & EL CAMINO, 70-72 CAMARO	EV12-1	S	3969285		30-1/16"	2	10*	30	PAIR ... 8.875"
67-69 CAMARO, 68-72 CHEVY II, 65-67 CHEVELLE	EV12-2	S	3969349		29-9/16"	2	10*	30	PAIR ... 8.875"
65-67 CHEVELLE, 67-69 CAMARO	EV10-1	S	1255803		29-5/8"	2	10*	28	PAIR ... 8.2"
68-72 EL CAMINO, 70-81 CAMARO, 68 - 72 CHEVELLE	EV10-2	S	1255802		30-1/8"	2	10*	28	PAIR ... 8.2"
73-77 EL CAMINO/CHEVELLE	EV10-3	S	1255801	447-1067	30-7/16"	2	10*	28	PAIR ... 8.5"
90-92 CAMARO	EV10-4	S	26031252		30-5/16"	2	10*	28	PAIR ... 8.5"
93-96 CAMARO	EV10-5	S	26027588		32"	2	10*	28	PAIR ... 8.5"

**Indicates axles which come with dual bolt patterns to allow for upgrading to larger studs*

Ford Mustang Axle Kits

1979-Present 8.8"

Complete Kit

- Left & Right Axle Shafts
- Axle Bearings, Seals & Studs

"Rolled" Splines

- OEM Process
- Up to 35% Stronger Than Competitor's Cut Splines!
- Available in Stock 28 Spline OR 31 Spline Heavy Duty Option Providing 34% Increase in Torsional Strength!

Made in the USA

- 100% In-House Quality Control
- We Forge Them!
- We Machine Them!
- We Heat Treat Them!
- We Test Them!

4 & 5 Lug Application

Extreme Duty

- Exclusive Alloy
- Induction Hardened
- 5-Year Warranty on 31 Spline Axles
- 2-Year Warranty on 28 Spline Axles

DuraCoat Finish™

- Corrosion Resistant
- Maintains Finish



BIG SPLINE OPTION
31 Spline Upgrade vs. 28 Spline Stock
= BULLET PROOF!




FORD	SUPERIOR PART #	TYPE	OEM PART #	HOLLANDER PART #	LENGTH	WHEEL DRIVE	HOLES	SPL	SIDE	RING GEAR
79-93 MUSTANG	EV80-28	S	E3TZ4234C		29-1/8"	2	5	28	PAIR	8.8"
79-93 MUSTANG, With BIG SPLINE Option	EV80	S				2	5	31	PAIR	8.8"
79-93 MUSTANG	EV81-28	S	D9BZ4234C	447-1231	29-1/8"	2	4	28	PAIR	8.8"
79-93 MUSTANG, With BIG SPLINE Option	EV81	S				2	4	31	PAIR	8.8"
MUSTANG 94-98	EV83-28	S	F4ZZ4234B	447-2006	29-15/16"	2	5	28	PAIR	8.8"
MUSTANG 94-98, With BIG SPLINE Option	EV83	S				2	5	31	PAIR	8.8"
MUSTANG 99-UP With BIG SPLINE Option	EV84	S				2	5	31	PAIR	8.8"

Ford Bronco Axle Kits

1966-1977

BIG SPLINE OPTION

31 Spline Upgrade vs. 28 Spline Stock
= BULLET PROOF!



Complete Kits with Bearings & Seals



Replacement Axles with Bearing & Seal



Complete Front Axle Assemblies



Front Axle Kit comes COMPLETE with Dana/Spicer BIG u-joint, seals and spindle bearing!

FORD BRONCO	SUPERIOR PART #	TYPE	OEM PART #	HOLLANDER PART #	LENGTH	WHEEL DRIVE HOLES	SPL	SIDE	RING GEAR
66-75 BRONCO SMALL BEARING	EV90L-28	S			27-1/4"	4	5	28 ... L	9"
66-75 BRONCO SMALL BEARING	EV90R-28	S			29-5/8"	4	5	28 ... R	9"
With BIG SPLINE Option	EV90	S				4	5	31 ... PAIR	9"
66-75 BRONCO BIG BEARING	EV91L-28	S			26-15/16"	4	5	28 ... L	9"
66-75 BRONCO BIG BEARING	EV91R-28	S			29-5/16"	4	5	28 ... R	9"
With BIG SPLINE Option	EV91	S				4	5	31 ... PAIR	9"
74-75 BRONCO BIG BEARING	EV92L-28	S	w/ 10" BRAKES		27-1/4"	4	5	28 ... L	9"
74-75 BRONCO BIG BEARING	EV92R-28	S	w/ 10" BRAKES		29-3/4"	4	5	28 ... R	9"
With BIG SPLINE Option	EV92	S	w/ 10" BRAKES			4	5	31 ... PAIR	9"
76-77 BRONCO BIG BEARING	EV93L-28	S			27-1/4"	4	5	28 ... L	9"
76-77 BRONCO BIG BEARING	EV93R-28	S			29-11/16"	4	5	28 ... R	9"
With BIG SPLINE Option	EV93	S				4	5	31 ... PAIR	9"
FRONT AXLES:									
71-77 BRONCO FRONT AXLES	EV44LF		COMPLETE WITH BIG U-JOINT			4	N/A	30 ... L	D44
71-77 BRONCO FRONT AXLES	EV44RF		COMPLETE WITH BIG U-JOINT			4	N/A	30 ... R	D44

TYPE: F = Full Float S = Semi Float

Jeep Axle Kits

1976-Present



**Super 35 Kit
with Detroit
Locker!**

Complete Kit

- Left & Right Axle Shafts
- **Exclusive Detroit Locker®**
- TIMKEN™ Tapered Roller Bearings
- Axle Bearings & Seals
- Grade 8 "Thread-in" Studs



Model 20 One-Piece

Complete Kit

- Left & Right Axle Shafts, Axle Bearings, Seals & Studs

No Shimming!

- SAVE HOURS on Installation!
- Much Easier to Setup
- Less Comebacks

Extreme Duty

- Exclusive Alloy
- Induction Hardened
- 5-Year Warranty Axles

OVER 40% STRONGER THAN STOCK!

JEEP	SUPERIOR PART #	TYPE	OEM PART #	HOLLANDER PART #	LENGTH	WHEEL DRIVE	HOLES	SPL	SIDE	RING GEAR
1-PIECE AXLE KIT FOR EARLY CJ 76-82	EV20E	S				4	5	29	PAIR	A20
1-PIECE AXLE KIT FOR LATE CJ 82-86	EV20L	S				4	5	29	PAIR	A20
1-PIECE AXLE KIT FOR Q-TRAC CJ	EV20Q	S				4	5	29	PAIR	A20
87-90 REAR WRANGLER NON C-CLIP										
With BIG SPLINE Option	EV35EK-DL	S	INCLUDES DETROIT LOCKER!			4	10*	30	PAIR	D35
90-97 REAR WRANGLER W/ OR W/O ABS,										
With BIG SPLINE Option	EV35LK-DL	S	INCLUDES DETROIT LOCKER!			4	10*	30	PAIR	D35
97-UP REAR WRANGLER W/ DANA 44										
With BIG SPLINE Option	EV44-DL	S	INCLUDES DETROIT LOCKER!			4	5	33	PAIR	D44
FRONT AXLES:										
76-81 CJ DANA 30 FRONT AXLE	EV30LF		COMPLETE WITH BIG U-JOINT			4	N/A	27	L	D30
76-81 CJ DANA 30 FRONT AXLE	EV30RF		COMPLETE WITH BIG U-JOINT			4	N/A	27	R	D30
82-86 CJ DANA 30 FRONT AXLE	EV31LF		COMPLETE WITH BIG U-JOINT			4	N/A	27	L	D30
82-86 CJ DANA 30 FRONT AXLE	EV31RF		COMPLETE WITH BIG U-JOINT			4	N/A	27	R	D30

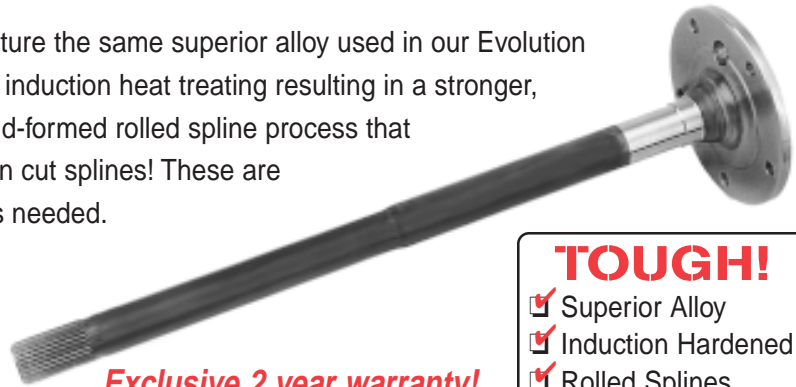
*Indicates axles which come with dual bolt patterns to allow for heavy duty or original studs

TYPE: F = Full Float S = Semi Float

HIGH QUALITY PRODUCTION AXLE SHAFTS

These High Quality replacement axle shafts feature the same superior alloy used in our Evolution Series axle kits, along with computer controlled induction heat treating resulting in a stronger, more durable axle shaft. All our shafts use a cold-formed rolled spline process that produces an axle spline up to 35% stronger than cut splines! These are direct replacement axle shafts. No modifications needed.

► For Extreme duty applications, Front axles, or complete kits with bearings, studs etc., see page 3 for our *Evolution Series* kits.



Exclusive 2 year warranty!

TOUGH!

- Superior Alloy
- Induction Hardened
- Rolled Splines

FORD	SUPERIOR PART #	TYPE	OEM PART #	HOLLANDER PART #	LENGTH	WHEEL DRIVE	HOLES	SPL	SIDE	RING GEAR
9" F150 & E150, 74-86	PA5390	S	D6TZ4234A	447-1172	31-27/32"	2/4	5	31	L&R	9"
83-86 BRONCO, 83 F100, 83-86 F150	PA5389D	S	E3TZ4234D	447-1340	31-1/16"	2/4	5	31	R	8.8"
83-86 BRONCO, 83 F100, 83-86 F150	PA5389E	S	E3TZ4234E	447-1341	33-3/16"	2/4	5	31	L	8.8"
87-96 F150/BRONCO, 87-97 E150	PA5435A	S	E7TZ4234A	447-1573	31-1/16"	2/4	5	31	R	8.8"
87-96 F150/BRONCO	PA5435B	S	E7TZ4234B	447-1574	33-3/16"	2/4	5	31	L	8.8"
87-UP E-150	PA5568	S	E7UZ4234E	447-1575	35-5/8"	2	5	31	L	8.8"
83-92 RANGER	PA5681	S	E3TZ4234B	447-1337	26-1/4"	2/4	5	28	R	7.5"
93-UP RANGER	PA5836A		F37Z4234A		27-1/4"	2/4	5	28	R	8.8"
93-UP RANGER	PA5836B		F37Z4234B		30-1/8"	2/4	5	28	L	8.8"
83-92 RANGER/BRONCO II	PA5683	S	E3TZ4234C	447-1338	29-1/8"	2/4	5	28	L	7.5"
83-91 BRONCO II	PA5682	S	E4TZ4234A	447-1339	27-11/16"	4	5	28	R	7.5"
86-97 F250, SEMI-FLOAT	PA5807B	S	E6TZ4234B	447-1506	30-9/16"	2/4	8	35	R	10.25"
86-97 F250, SEMI-FLOAT	PA5807C	S	E6TZ4234C	447-1507	33"	2/4	8	35	L	10.25"
AEROSTAR 86-97	PA5683	S	E3TZ4234C	447-1338	29-1/8"	2/4	5	28	R	7.5"
AEROSTAR 86-97	PA5761	S	E69Z4234A	447-1456	32-1/4"	2/4	5	28	L	7.5"
90.5-94 EXPLORER/MAZDA NAVAJO	PA5762	S	F1TZ4234A	447-1724	27-3/4"	2/4	5	31	R	8.8"
90.5-94 EXPLORER/MAZDA NAVAJO	PA5763	S	F1TZ4234B	447-1725	30-5/8"	2/4	5	31	L	8.8"
95-PRESENT EXPLORER,										
97-PRESENT MOUNTAINEER	PA5764	S	F5TZ4234A	447-2120	27-5/8"	2/4	5	31	R	8.8"
95-PRESENT EXPLORER,										
97-PRESENT MOUTAINEER	PA5765	S	F5TZ4234B	447-2121	30-1/2"	2/4	5	31	L	8.8"
97-UP F150 & EXPEDITION w/8.8"	PA5564AA	S	F75Z4234AA	447-2192	31-3/4"	2/4	5	31	R	8.8"
97-UP F150 & EXPEDITION w/8.8"	PA5564AB	S	F75Z4234AB	447-2193	33-3/8"	2/4	5	31	L	8.8"
66-75 BRONCO SMALL BEARING	PA5781L	S			27-1/4"	4	5	28	L	9"
66-75 BRONCO SMALL BEARING	PA5781R	S			29-5/8"	4	5	28	R	9"
66-75 BRONCO LARGE BEARING	PA5783L	S			26-15/16"	4	5	28	L	9"
66-75 BRONCO LARGE BEARING	PA5783R	S			29-5/16"	4	5	28	R	9"
74-75 BRONCO LARGE BEARING	PA5785L	S	W/ 10" BRAKE		27-1/4"	4	5	28	L	9"
74-75 BRONCO LARGE BEARING	PA5785R	S	W/ 10" BRAKE		29-3/4"	4	5	28	R	9"
76-77 BRONCO LARGE BEARING	PA5787L	S			27-1/4"	4	5	28	L	9"
76-77 BRONCO LARGE BEARING	PA5787R	S			29-11/16"	4	5	28	R	9"
79-93 MUSTANG	PA5683	S	E3TZ4234C	447-1338	29-1/8"	2	5	28	L&R	8.8"
79-93 MUSTANG	PA5775	S	D9BZ4234C	447-1231	29"	2	4	28	L&R	8.8"
94-98 MUSTANG	PA5779	S	F4ZZ4234B	447-2006	29-15/16"	2	5	28	L&R	8.8"

TYPE: F = Full Float S = Semi Float
All axles sold individually. Studs, bearings, seals sold separately.

HIGH QUALITY PRODUCTION AXLE SHAFTS

GM TRUCK	SUPERIOR PART #	TYPE	OEM PART #	HOLLANDER PART #	LENGTH	WHEEL DRIVE HOLES	SPL	SIDE	RING GEAR
10 BOLT 8.5", 28 SPLINE 4WD 82-88 82-88 JIMMY/BLAZER, 81-88 CHEVY P/U 10 SER, 81-87 GMC 1500 SER., 81-88 SUBURBAN 10 & 1500 SER.	PA5384	S	14039547	447-1300	31-5/16"	4	6	28	R&L 8.5"
12 BOLT 30 SPLINE 4WD 70-81	PA5383	S	14071750	447-1063	31-9/32"	4	6	30	R&L 8.875"
10 BOLT 8.5", 30 SPL. NON IFS 4WD 88-91 88-91 JIMMY/BLAZER 88-91 SUBURBAN 1500 SER.	PA5473	S	26010414	447-1652	31-5/16"	4	6	30	R&L 8.5"
10 BOLT 8.5", 30 SPL. WITH IFS 4WD 88-98 CHEVY TRUCK 1500 SER., 88-98 GMC 1500 SER., 92-98 SUBURBAN 1500 SER., 92-98 TAHOE/YUKON	PA5532	S	26010416	447-1671	33"	2/4	6	30	R&L 8.5"
10 BOLT 8.5", 30 SPLINE VAN 88-95 CHEVY VAN 10 & 20 SER. 88 -95 GMC VAN 1500 & 2500 SER.	PA5561	S	26013313	447-1672	33-5/16"	2	5	30	R&L 8.5"
10 BOLT 8.5", 28 SPLINE VAN 75-88 CHEVY VAN 10 SER., 79-88 CHEVY VAN 20 SER., 75-88 GMC VAN 1500 SER., 79-88 GMC VAN 2500 SER.	PA5563	S	14042690	447-1085	33-5/16"	2	5	28	R&L 8.5"
9.5" 4WD, 6 LUG 88-98 CHEVY TRUCK 1500 SER. w/9.5", 88-98 CHEVY TRUCK 2500 SER. 88-98 GMC TRUCK 1500 SER. W/9.5", 88-98 GMC TRUCK 2500 SER.	PA5565	S	15521928	447-1610	33-1/8"	4	6	33	R&L 9.5"
7.5" 26 SPLINE 4WD 83-89 S SER. BLAZER, 83-89 S SER. JIMMY, 83-89 CHEVY S10, 83-89 GMC S15, 83-89 SONOMA	PA5567	S	14035368	447-1329	29"	4	5	26	R&L 7.5"
7.5" 28 SPLINE 4WD 88-98 S SER. BLAZER, 88-98 S SER. JIMMY, 94-96 OLDS. BRAVADO, 88-98 CHEVY S10, 88-98 GMC S15, 88-98 SONOMA	PA5566	S	26013882	447-1651	29"	4	5	28	R&L 7.5"
7.5" 28 SPLINE 2WD 88-94 S10	PA5921	S	26015759		26-9/16"	2	5	28	R&L 7.5"

TYPE: F = Full Float S = Semi Float
All axles sold individually. Studs, bearings, seals sold separately.

CONTINUED ON NEXT PAGE

HIGH QUALITY PRODUCTION AXLE SHAFTS

CONTINUED FROM PREVIOUS PAGE

GM TRUCK	SUPERIOR PART #	TYPE	OEM PART #	HOLLANDER PART #	LENGTH	WHEEL DRIVE	HOLES	SPL	SIDE	RING GEAR
12 BOLT, 30 SPLINE 2WD 70-81	PA5569	S	14071751	447-1062	31-5/16"	2	5		R&L	8.875"
10 BOLT 8.5", 30 SPLINE 2WD 88-UP 88-98 CHEVY TRUCK 1500 SER., 88-98 GMC TRUCK 1500 SER., 92-98 SUBURBAN 1500 SER., 94-98 CHEVY TAHOE, 94-98 GMC YUKON	PA5650	S	26010417	447-1670	31-13/16"	2	5	30	R&L	8.5"
10 BOLT 8.5", 28 SPLINE 2WD 79-89 79-89 BLAZER, JIMMY, 79-87 CHEVY TRUCK C10/C1500, 79-87 GMC TRUCK C10/C1500, 79-89 SUBURBAN C10/C1500,	PA5694	S	14035542	447-1204	31-3/8"	2	5	28	R&L	8.5"
10 BOLT 8.5", 2WD BLAZER & SUBURBAN 88-91 CHEVY BLAZER, 88-91 CHEVY SUBURBAN 10/1500 SER.	PA5695	S	26010415	447-1669	31-3/8"	2	5	30	R&L	8.5"
9.5" 8 LUG, 81-96 81-91 CHEVY TRUCK 20 & 2500 SER., 83-96 CHEVY VAN 30 SER. RH, 81-91 GMC TRUCK 2500 SER., 83-96 GMC VAN 3500 SER., 81-91 SUBURBAN 20 & 2500 SER.	PA5766	S	14035395	447-1276	32-9/16"	2/4	8	33	R&L	9.5"
9.5" 8 LUG, 88-UP 89-98 CHEVY TRUCK 2500 SER., 88-89 CHEVY TRUCK 3500 SER., 89-98 GMC TRUCK 2500 SER., 88-89 GMC TRUCK 3500 SER., 92-98 SUBURBAN 1500 SER. w/ 8holes 92-98 SUBURBAN 2500 SER.	PA5760	S	15522070	447-1615	31-13/16"	2/4	8	33	R&L	9.5"
10.5" 73-98 TRUCK, VAN, SUBURBAN	PA1162L	F	3977383	447-1775	31-11/16"	2/4	8	30	L	10.5"
10.5" 73-91 TRUCK, VAN, SUBURBAN	PA1162R	F	3977384	447-1774	37-9/16"	2/4	8	30	R	10.5"
85-89 ASTRO VAN	PA5737	S	14074821	447-1409	34-3/4"	2	5	26	L	7.5"
85-89 ASTRO VAN	PA5738	S	14074822	447-1409	30-5/16"	2	5	26	R	7.5"
90-98 ASTRO VAN	PA5739	S	26011054	447-1765	34-13/16"	2/4	5	28	L	7.5"
90-98 ASTRO VAN	PA5740	S	26011055	447-1764	30-5/16"	2/4	5	28	R	7.5"

TYPE: F = Full Float S = Semi Float
All axles sold individually.
Studs, bearings, seals sold separately.

HIGH QUALITY PRODUCTION AXLE SHAFTS

GM CAR	SUPERIOR PART #	TYPE	OEM PART #	HOLLANDER PART #	LENGTH	WHEEL DRIVE	HOLES	SPL	SIDE	RING GEAR
68-72CHEVELLE & EL CAMINO, 70-72 CAMARO	PA5769	S	3969285		30-1/16"	2	5	30	L&R	8.875"
68-72 CHEVYII, 67-69 CAMARO, 65-67 CHEVELLE	PA5770	S	3969349		29-9/16"	2	5	30	L&R	8.875"
67-69 CAMARO, 70-75 NOVA, 65-67 CHEVELLE	PA5772	S	1255803		29-5/8"	2	5	28	L&R	8.2"
70-81 CAMARO, 68-72 CHEVELLE & EL CAMINO	PA5773	S	1255802		30-1/8"	2	5	28	L&R	8.2"
73-77 CHEVELLE & EL CAMINO	PA5774	S	1255801	447-1067	30-7/16"	2	5	28	L&R	8.5"
90-92 CAMARO	PA5922	S	26031252		30-5/16"	2	5	28	L&R	7.625"
93-96 CAMARO	PA5923	S	26027588		32"	2	5	28	L&R	7.625"

CHRYSLER/DODGE	SUPERIOR PART #	TYPE	OEM PART #	HOLLANDER PART #	LENGTH	WHEEL DRIVE	HOLES	SPL	SIDE	RING GEAR
TO 78 PASSENGER CAR, 74-79 TRUCK 100, 150 SER & RAM CHARGER 4WD, 75-83 TRUCK 100, 150 SER & RAM CHARGER 2WD	PA5515	S	3723824	447-1081	31-11/16"	2/4	5	31	L&R	9.25"
4/3/84-93 TRUCK 100 & 150 SER. 4/3/84 - 93 RAMCHARGER	PA5516	S	4137429	447-1398	31-5/8"	2/4	5	31	L&R	9.25"
80-4/2/84 TRUCK & RAMCHARGER	PA5519	S	4037726	447-1289	31-5/8"	4	5	31	L&R	9.25"
85-96 VAN 150, 250, 1500, 2500	PA5767	S	4137670	447-1441	32-9/16"	2/4	5	27	L&R	8.25"
87-90 DAKOTA	PA5768	S	4348510	447-1551	30-3/4"	2/4	5	27	L&R	8.25"
87-90 DAKOTA	PA5721	S	4348511	447-1552	30-1/4"	2	5	25	L&R	7.25"
91-96 DAKOTA	PA5723	S	4506115	447-1900	30-3/4"	2/4	6	27	L&R	8.25"
91-96 DAKOTA	PA5722	S	4506147	447-1901	30-1/4"	2	6	25	L&R	7.25"
94-00 DODGE 1/2 TON	PA5884	S			34"	2/4	5	31	L&R	9.25"

JEEP	SUPERIOR PART #	TYPE	OEM PART #	HOLLANDER PART #	LENGTH	WHEEL DRIVE	HOLES	SPL	SIDE	RING GEAR
97-UP WRANGLER TJ W/D44	PA5711L	S	75786-1X		29-3/4"	4	5	30	R	D44
97-UP WRANGLER TJ W/D44	PA5711S	S	75786-2X		29-1/4"	4	5	30	L	D44

TYPE: F = Full Float S = Semi Float
 All axles sold individually.
 Studs, bearings, seals sold separately.

RING & PINION SETS

Our ring and pinion gears are premium quality from start to finish. We start with the purest 8620 gear steel forgings available in the USA and Europe. Computer controlled machining is followed by the latest gear cutting technology and superior heat-treating. We finish each gear with extra lapping for an ideal contact pattern and smoother, quieter operation. (All gears ending in "OE" are Original Equipment products. Use these in ultra-critical noise applications, such as passenger cars, vans and sport utility vehicles.)



TOUGH!

- Superior Forgings
- Superior Heat Treat
- Extra Lapping

**Exclusive
2 year warranty!**

AMC MODEL 20	VEHICLE	YEAR	RATIO	PART #
Ring Gear Diameter 8.875"	CJ Series	76-86	3.31	AMC331
8 Ring Gear Bolts	J10	80-86	3.54	AMC354
7/16" x 20 RH Threads	Wagoneer	79-86	3.73	AMC373
Pinion Shaft Diameter 1.625"	Passenger Cars	68-81	4.10	AMC410
			4.56	AMC456
			4.88	AMC488
Pinion Splines 28			Installation kit	25-2025
12 Bolt Cover			Overhaul kit	35-2025

When replacing 2.73 with a 3.08 or numerically higher gear set, the case must be changed to a 3.08 and higher case.

CHRYSLER 8.25/8.375"	VEHICLE	YEAR	RATIO	PART #
Ring Gear Diameter 8.25/8.375"	B100,B150	69 & UP	3.21	C825321
10 Ring Gear Bolts	B200,B250	69 & UP	3.55	C825355
3/8" x 24 LH Threads	W100,W150	86 & UP	3.90	C825390
	Cherokees	89 & UP	4.10	C825410
Pinion Shaft 1.625"	Dakotas	82 & UP	4.56	C825456
	Passenger Cars	70 & UP		
Pinion Splines 27			Installation Kit	25-2029
10 Bolt Cover			Overhaul Kit	35-2029

When replacing 2.45 and numerically lower ratio gear sets with a 2.71 or higher gear, the case must be changed to a 2.71 and higher case.

CHRYSLER 9.25"	VEHICLE	YEAR	RATIO	PART #
Ring Gear Diameter 9.25"	Ramcharger	74 & UP	3.21	C925321
12 Ring Gear Bolts	Trailduster	74 & UP	3.55	C925355
7/16" x 20 LH Threads	B350	84 & UP	3.90	C925390
	D300,D350	74 & UP	4.10	C925410
Pinion Shaft Diameter 1.875"	W100,W150,		4.56	C925456
	W200,W250	74 & UP		
Pinion Splines 29			Installation Kit	25-2028
12 Bolt Cover			Overhaul Kit	35-2028

Case Changes: None

RING & PINION SETS

DANA 30	VEHICLE	YEAR	RATIO	PART #
Ring Gear Diameter 7.20"	American Motors		3.73	D30373
10 Ring Gear Bolts	Eagle / Front	80-87 ^{1/2}	4.10	D30410
3/8" x 24 RH Threads	Ford		4.10*	D30410R
	Aerostar / Rear	85-89	(1) 4.10	D30410TJ
Pinion Shaft Diameter 1.375"	Bronco / Front	67-71	4.56	D30456
Pinion Splines 26	International		4.56*	D30456R
10 Bolt Cover	Scout / Front	68-75	(1) 4.56	D30456TJ
	Jeep		4.88	D30488
	CJ / Front	72-86	4.88*	D30488R
	Jeepster / Front	72 & 73	(1) 4.88	D30488TJ
	Wagoneer / Front	72 & 73		Installation Kit
	Wrangler Front	87-96		Overhaul Kit
	Wrangler Front	97-UP		
			(1) Installation Kit	25-2031
			(1) Overhaul Kit	35-2031

When replacing 3.54 and numerically lower ratio gear sets with a 3.73 or higher gear, the case must be changed to a 3.73 and higher case.

*Reverse Rotation

1987 - '96 YJ Wrangler and '84 & up XJ. Reverse rotation.

(1)Note: Gears ending in "TJ" Fit: 1997 & UP Jeep TJ Wrangler Front

DANA 35/35 IFS	VEHICLE	YEAR	RATIO	PART #
Ring Gear Diameter 7.562"	Rear		3.73	D35373
8 Ring Gear Bolt	Jeep Cherokee	84-UP	3.73*	D35373R
3/8" x 24 RH Threads	Jeep Comanche	84-UP	4.10	D35410
	Jeep Wrangler	87-UP	4.10*	D35410R
Pinion Shaft Diameter 1.406"			4.56	D35456
Pinion Splines 26	*Reverse		4.56*	D35456R
10 Bolt Cover	Ford Explorer		4.88	D35488
	4.0L / Front	90 ^{1/2} -95		
	Ford Ranger		Ford IFS	
	4.0L / Front	90 ^{1/2} -UP	Installation Kit	25-2065
			Overhaul Kit	35-2065
			Jeep Rear	
			Installation Kit	25-2049
			Overhaul Kit	35-2049

Ford

Case Changes: None

Jeep

Case Changes: 3.31 & down , 3.55 & up.

*Reverse Rotation

RING & PINION SETS

CONTINUED FROM PREVIOUS PAGE

DANA 44/44 IFS	VEHICLE	YEAR	RATIO	PART #
Ring Gear Diameter 8.5"	Ford Bronco Front	71-94	3.54	D44354
10 Ring Gear Bolts	Ford 1/2, 3/4 ton Front	67-UP	3.73	D44373
3/8" x 24 RH Threads	Dodge 1/2, 3/4 ton Front	69-UP	4.09	D44409
	Chevy 1/2, 3/4 ton Front	67-80	4.55	D44455
Pinion Shaft Diameter 1.375"	Scout Front/Rear	67-80	4.88	D44488
Pinion Splines 26	AMC Jeep CJ5 Rear	55-75	4.09*	D44409R
10 Bolt Cover	AMC Jeep CJ7 Rear	55-75	4.56*	D44456R
	AMC Jeep J10 Front/Rear	66-84	4.88*	D44488R
Rear & Std. Front				
Installation Kit				25-2033
Overhaul Kit				35-2033

When replacing 3.73 and numerically lower ratio gear sets with a 3.92 or higher gear, the case must be changed to a 3.92 and higher case.

*Reverse Rotation.

Pinion Stem enter the case above the centerline of the axle.

(1)NOTE: Ford has installed two types of bearings in the Dana 44 IFS, recommend disassembly before ordering.

DANA 50	VEHICLE	YEAR	RATIO	PART #
Ring Gear Diameter 9"	Ford F250, F350 Front .	99-UP	4.56	D50456
10 Ring Gear Bolts			4.88	D50488
7/16" x 20" RH Threads			Installation Kit	25-2054
Pinion Shaft Diameter 1.375"			Overhaul Kit	35-2054
Pinion Splines 26				
10 Bolt Cover				

Case Changes: None

FORD 7.5"	VEHICLE	YEAR	RATIO	PART #
Ring Gear Diameter 7.5"	Ford Bronco II	83-91	3.73	F75373
10 Ring Gear Bolts	Ford Ranger	83-UP	(1) 4.10	F75410
7/16" x 20 RH Threads	Ford Aerostar Van	86-97	(1) 4.56	F75456
	Ford Mustang	79-UP		
Pinion Shaft Diameter 1.625"	Ford Passenger Car	79-UP	Installation Kit	25-2014
Pinion Splines 28			Overhaul Kit	35-2014
10 Bolt Cover				

(1)Requires a modified cross shaft for installation. Use part number 75-2014. Will NOT fit Auburn Carriers. Must be modified.

RING & PINION SETS

FORD 8.8/8.8" IFS	VEHICLE	YEAR	RATIO	PART #
Ring Gear Diameter 8.8"	Bronco	83-UP	3.08	F88308
10 Ring Gear Bolts	Explorer	90 ¹ / ₂ -UP	3.55	F88355
7/16" x 20 RH Threads	Ranger w/4.0L	90 ¹ / ₂ -UP	3.73	F88373
Pinion Shaft Diameter 1.625"	F150	83-UP	4.10	F88410
Pinion Splines 30	F250	87-90	4.10*	F88410R
10 Bolt Cover	E150	83-UP	(1) 4.56	F88456
	E250	83-87	(1) 4.56*	F88456R
<i>*Reverse Rotation. 1997-UP F-150 and Expedition</i>	Ford full size	86-95	Installation Kit	25-2013
<i>(1) Requires a modified cross shaft for installation.</i>	Passenger cars	82-UP	Overhaul Kit	35-2013
<i>Two different cross shafts are available.</i>	Expedition Front/Rear	97-UP		
<i>75-2013 fits all car axles thru the present and truck axles thru 1986.</i>				
<i>75-2013A fits all truck axles '89 and newer. Case Changes: None</i>				

FORD 9"	VEHICLE	YEAR	RATIO	PART #
Ring Gear Diameter 9"	Bronco	67-86	3.00	F90300
10 Ring Gear Bolts	F100 / F150	57-86	3.25	F90325
7/16" x 20 RH Threads	E100 / E150	57-86	3.50	F90350
	E200	68-74	3.70	F90370
Pinion Shaft Diameter 1.313"	Ford full size	57-78	3.89	F90389
Pinion Splines 28	Passenger Cars	67-80	4.10	F90410
10 Bolt Third Member			4.57	F90457
<i>Case Changes: None</i>			4.86	F90486
			5.14	F90514
			5.29	F90529
<i>(1) For 28 spline (LM501349 Bearing) applications, use 35-2011A.</i>			5.43	F90543
<i>(2) For Daytona Pinion Support, use 25-2011B or 35-2011B.</i>			5.67	F90567
			6.00	F90600
			6.20	F90620
			6.33	F90633
			6.50	F90650
			(1)(2) Installation Kit	25-2011
			(1)(2) Overhaul Kit	35-2011

RING & PINION SETS

CONTINUED FROM PREVIOUS PAGE

FORD 9.75"	VEHICLE	YEAR	RATIO	PART #
Ring Gear Diameter 9.75"	Ford Expedition	97-UP	4.10	F975410
12 Ring Gear Bolts	Some F-150	97-UP	4.56	F975456
12mm. x 1.25mm Threads			Installation Kit	25-2012
			Overhaul Kit	35-2012

Pinion Shaft Diameter 1.970"

Pinion Splines 30

12 Bolt Cover

*Notes: Ford made mid-1999 model year change to the front pinion bearing.
Please furnish specific vehicle build date when ordering.*

FORD 10.25"	VEHICLE	YEAR	RATIO	PART #
Ring Gear Diameter 10.25"	F250	85-98	3.55	F102355
12 Ring Gear Bolts	F350	85-98	3.73	F102373
1/2" x 20 RH Threads			4.10	F102410
Pinion Shaft Diameter 1.938"			4.56	F102456
Pinion Splines 31			4.88	F102488
12 Bolt Cover			Installation Kit	25-2046
			Overhaul Kit	35-2046

Case Changes: None

FORD 10.5"	VEHICLE	YEAR	RATIO	PART #
Ring Gear Diameter 10.50"	F250	99-UP	3.55	F102355
12 Ring Gear Bolts	F350	99-UP	3.73	F102373
1/2" x 20 RH Threads			4.10	F102410
Pinion Shaft Diameter 1.938"			4.56	F102456
Pinion Splines 31			4.88	F102488
12 Bolt Cover			Installation Kit	25-2046
			Overhaul Kit	35-2046

Case Changes: None

Notes: Uses above ring & pinion sets.

May need yoke kit #80-2046.

Please call with specific vehicle year when ordering.

RING & PINION SETS

GM 7.25" IFS	VEHICLE	YEAR	RATIO	PART #
Ring Gear Diameter 7.25"	S10 / S15 Front	83-UP	3.08	G725308OE
10 Ring Gear Bolt	AstroVan with		3.42	G725342OE
10mm x 1.25mm	All-Wheel Drive	83-UP	3.73	G725373OE
			4.10	G725410
Pinion Shaft Diameter 1.157"			Installation Kit	25-2020
Pinion 27 Splines			Overhaul Kit	35-2020
IFS				
<i>Case Changes: None</i>				

GM 7.5" / 7.625"	VEHICLE	YEAR	RATIO	PART #
Ring Gear Diameter 7.5"	S10,S15 Rear	82-UP	3.08	G75308OE
10 Ring Gear Bolts	Camaro	82-UP	3.23	G75323OE
7/16" x 20 LH Threads	Chev Full Size	77-UP	3.42	G75342OE
Pinion Shaft Diameter 1.438"	Passenger cars	76-UP	3.73	G75373OE
Pinion Splines 27			4.10	G75410OE
10 Bolt Cover			(1)4.56	G75456
			Installation Kit	25-2015
			Overhaul Kit	35-2015
<i>When replacing 3.08 and numerically lower ratio gear sets with a 3.23 or higher gear, the case must be changed to a 3.23 and higher case.</i>				
<i>(1)Requires a modified cross shaft for installation. Use Part Number 75-2015.</i>				

GM 8.2"	VEHICLE	YEAR	RATIO	PART #
Ring Gear Diameter 8.2"	Camaro	67-69	3.73	G82373
10 Ring Gear Bolts	Impala	65-72	4.10	G82410
3/8" x 24 Threads	Nova, Chevy II, Chevelle	64-72	4.56	G82456
Pinion Shaft Diameter 1.438"	Monte Carlo	70-72	Installation Kit	25-2016
Pinion Splines 25	Caprice	65-71	Overhaul Kit	35-2016
10 Bolt Cover	El Camino	64-72		
<i>When replacing 2.73 and numerically lower ratio gear sets with a 3.08 or higher gear, the case must be changed to a 3.08 and higher case.</i>				

GM 8.25" IFS	VEHICLE	YEAR	RATIO	PART #
Ring Gear Diameter 8.25"	Chevy 1/2, 3/4 ton		3.73	G825373
10 Ring Gear Bolts	Front w/IFS	88 & UP	3.73	G825373OE
7/16" x 20 LH Threads	Blazer, Suburban		4.10	G825410
Pinion Shaft Diameter 1.625"	Front w/IFS	92 & UP	4.10	G825410OE
Pinion Splines 30			4.56	G825456
			Installation Kit	25-2095
			Overhaul Kit	35-2095
<i>Case Changes: None</i>				
<i>NOTE: 6 LUG USES 8.25" IFS ONLY</i>				

RING & PINION SETS

CONTINUED FROM PREVIOUS PAGE

GM 8.5"	VEHICLE	YEAR	RATIO	PART #
Ring Gear Diameter 8.5"	Blazer (f/s)		2.73	G85273OE
10 Ring Gear Bolts	Front & Rear	82-91	3.08	G85308OE
7/16" x 20 LH Threads	K10, K20 /		3.42	G85342
	Front w/o IFS	77-87	3.42	G85342OE
Pinion Shaft Diameter 1.625"	Blazer (f/s),		3.73	G85373
Pinion Splines 30	K1500, K2500 /		3.73	G85373OE
10 Bolt Cover	Rear	82-UP	4.10	G85410
	Passenger Car	71-UP	4.10	G85410OE
(1) Requires a modified cross shaft for installation. Use part number 75-2021	Suburban 1/2 Ton		4.56	G85456
	Front & Rear	82-91	(1)4.88	G85488
			Rear	
			Installation Kit	25-2021
			Overhaul Kit	35-2021
			Overhaul Kit 2000-UP ..	35-2022
			Front	
			Installation Kit	25-2021F
			Overhaul Kit	35-2021F

NOTE: Commonly known as a "10-Bolt"

When replacing 2.56 and numerically lower ratio gear sets with a 2.73 or higher gear, the case must be changed to a 2.73 and higher case.

GM 8.875" TRUCK	VEHICLE	YEAR	RATIO	PART #
Ring Gear Diameter 8.875"	K10,K15,C10,C15	64-82	3.08	G88308T
12 Ring Gear Bolts	G10,G15	64-81	3.42	G88342T
3/8" x 24 RH Threads	G20,G25	69-81	3.73	G88373T
			(1)3.73	G88373TX
Pinion Shaft Diameter 1.436"			4.10	G88410T
Pinion Splines 30			(1)4.10	G88410TX
12 Bolt Cover			4.56	G88456T
			Installation Kit	25-2018
			Overhaul Kit	35-2018

NOTE: Commonly known as a "12-Bolt"

When replacing 3.42 and numerically lower ratio gear sets with a 3.73 or higher gear, the case must be changed to a 3.73 and higher case.

(1)Gear sets are designed "extra thick" to be used with a 2.76 thru 3.42 case.

GM 8.875" PASSENGER	VEHICLE	YEAR	RATIO	PART #
Ring Gear Diameter 8.875"	Chevelle	64-72	3.08	G88308P
12 Ring Gear Bolts	Camaro	67-72	3.42	G88342P
3/8" x 24 RH Threads	Chevy II / Nova	65-72	3.73	G88373P
	El Camino	65-72	4.10	G88410P
Pinion Shaft Diameter 1.625"	Impala	65-72	(1)4.10	G88410PX
Pinion Splines 30	F85	68-70	4.56	G88456P
12 Bolt Cover	Firebird	67-72	(1)4.56	G88456PX
	Grand Prix	70-72		
	GTO	65-72	Installation Kit	25-2019
	Le Mans	65-72	Overhaul Kit	35-2019
	Monte Carlo	70-72		

NOTE: Commonly known as a "12-Bolt"

When replacing 3.73 and numerically lower ratio gear sets with a 3.90 or higher gear, the case must be changed to a 3.90 and higher case.

(1)Gear sets are designed "extra thick" to be used on 3.73 and numerically lower cases.

RING & PINION SETS

GM 9.25" IFS	VEHICLE	YEAR	RATIO	PART #
Ring Gear Diameter 9.25"	Front Axle 4wd		3.42	G925342OE
12 Ring Gear Bolts	K2500 / K3500	1988 & UP 3/4	3.73	G925373OE
12mm x 1.50mm Threads	Ton, Suburban	1992 & UP	4.10	G925410OE
			4.56	G925456OE
Pinion Shaft Diameter 1.876"				
IFS			Installation Kit	25-2096
			Overhaul Kit	35-2096

NOTE: All 8 lug use 9.25" IFS. Case Changes: None

GM 9.5"	VEHICLE	YEAR	RATIO	PART #
Ring Gear Diameter 9.50"	K1500	88 & UP	3.42	G95342OE
12 Ring Gear Bolts	K20,K25	81 & UP	3.42	G95342
12mm x 1.50 LH Threads	K30,K35	89 & UP	3.73	G95373OE
Pinion Shaft Diameter 1.876"	C10,C15,C20	88 & UP	3.73	G95373
Pinion Splines 30	C30,C35	83 & UP	4.10	G95410OE
14 Bolt Cover			4.10	G95410
			4.56	G95456OE
			4.56	G95456
			Installation Kit	25-2010
			Overhaul Kit	35-2010

NOTE: Commonly known as a "14-Bolt Semi-Float"

Case Change: None

GM 10.5"	VEHICLE	YEAR	RATIO	PART #
Ring Gear Diameter 10.5"	K20,K25	73-UP	3.42	G105342OE
12 Ring Gear Bolts	K30,K35	73-UP	3.73	G105373OE
9/16" x 18 RH Threads	C20,C25	73-UP	3.73	G105373
			4.10	G105410OE
Pinion Shaft Diameter 1.750"	C30,C35	73-UP	4.10	G105410
Pinion Splines 30	G30,G35	73-UP	4.56	G105456OE
14 Bolt Cover			4.56	G105456
			(1) 4.56	G105456X
			4.88	G105488OE
			(1) 4.88	G105488X
			5.13	G105513OE
			Installation Kit	25-2023
			Overhaul Kit UP TO 88 ..	35-2023
			1988-UP	35-2023A

When replacing 4.10 and numerically lower ratio sets with a 4.56 or higher gear, the case must be changed to a 4.56 and higher case. (See page 16).

(1) Gear sets are designed "extra thick" to be used on 4.10 and numerically lower cases.

NOTE: Commonly known as a "14-Bolt Full-Float"

RING & PINION SETS

CONTINUED FROM PREVIOUS PAGE

TOYOTA 7.5"	VEHICLE	YEAR	RATIO	PART #
Ring Gear Diameter 7.5"	2WD PICKUP		4.10	T75410
10 Ring Gear Bolts	REAR	79-UP	4.56	T75456
11mm x 1.00 RH Threads	4WD PICKUP,		4.88	T75488
Pinion Shaft Diameter 1.378"	4 RUNNER		5.29	T75529
Pinion Splines 23	FRONT	86-UP	5.71	T75571
8 Bolt Third Member or IFS	SUPRA		Installation Kit	25-2042
	W/O TURBO	87-UP	(1) Overhaul Kit	35-2042

(1) NOTE: Certain Factory Ratios use different drop out assemblies.

IFS Toyota has used two bearing combinations, recommend disassembly before ordering

TOYOTA 8"	VEHICLE	YEAR	RATIO	PART #
Ring Gear Diameter 8"	PICKUP, 4 RUNNER		(2) 4.10	T80410
10 Ring Gear Bolts	FRONT	79-85	(2) 4.56	T80456
11mm x 1.00 RH Threads	PICKUP, 4 RUNNER		(2) 4.88	T80488
Pinion Shaft Diameter 1.378"	REAR	79-UP	(2) 5.29	T80529
Pinion Splines 27	4 CYL W/O TURBO		(2) 5.71	T80571
8 Bolt Third Member			Installation Kit	25-2041
			(1) Overhaul Kit	35-2041
			(2) V6 Installation Kit	25-2043
			(2) V6 Overhaul Kit	35-2043

(1) NOTE: Some Toyota drop outs use a different rear pinion bearing.

Recommend identification before ordering.

(2) NOTE: Can be used for V6 rear applications.

INSTALLATION / OVERHAUL KITS



The perfect kit for any differential rebuild or gear installation. All the parts needed for a quality installation. For new or very low mileage axle assemblies, use the installation kit. For a complete rebuild, use the overhaul kit.

AMC	INSTALLATION KIT	OVERHAUL KIT
Model 20	25-2025	35-2025
DODGE/CHRYSLER	INSTALLATION KIT	OVERHAUL KIT
7.25"	25-2030	35-2030
8.25"	25-2029	35-2029
9.25"	25-2028	35-2028
DANA	INSTALLATION KIT	OVERHAUL KIT
Model 28	25-2047	35-2047
Model 30	25-2032	35-2032
Model 30 TJ	25-2031	35-2031
Model 35 Jeep	25-2049	35-2049
Model 35 IFS	25-2065	35-2065
Model 44	25-2033	35-2033
Model 50	25-2054	35-2054
Model 60	25-2034	35-2034
Model 70	25-2035	35-2035
Model 70 HD	25-2036	35-2036
Model 80	25-2080	35-2080

Installation Kits Include:

Pinion nut, Pinion seal, crush sleeve, pinion shims, carrier shims, ring gear bolts, Loctite™, marking compound, brush and gasket.

Overhaul kits include:

ALL the above parts PLUS pinion bearings and races, carrier bearings and races. We use TIMKEN™ Tapered Roller Bearings to ensure a quality rebuild.

FORD	INSTALLATION KIT	OVERHAUL KIT
7.5"	25-2014	35-2014
8.8"	25-2013	35-2013
9" 28 Spline	25-2011A	35-2011A
Daytona	25-2011B	35-2011B
9" 31 Spline	25-2011	35-2011
9.75"	25-2012	35-2012
10.25"/10.5"	25-2046	35-2046
10.5"	25-2048	35-2048*
GM / CHEVY	INSTALLATION KIT	OVERHAUL KIT
7.25" IFS	25-2020	35-2020
7.5 / 7.625"	25-2015	35-2015
8.2"	25-2016	35-2016
8.25" IFS	25-2095	35-2095
8.5" Rear	25-2021	35-2021
8.5" Rear 2000-UP	35-2022	35-2022
8.5" Front	25-2021F	35-3021F
8.875" Car	25-2019	35-2019
8.875" Truck	25-2018	35-2018
9.25" IFS	25-2096	35-2096
9.5"	25-2010	35-2010
10.5" Early	25-2023	35-2023
10.5" Late	25-2023A	35-2023A
TOYOTA	INSTALLATION KIT	OVERHAUL KIT
8"	25-2041	35-2041
7.5"	25-2042	35-2042
V-6 turbo 4 Cylinder	25-2043	35-2043
Landcruiser	25-2044	35-2044

* Use with factory gears only.

INTERNAL PARTS / DIFFERENTIAL CASES (OPEN)



Open Kits Include:

Side Gears, Spider Gears, Cross Pin, Thrust Washers, Cross Pin Bolt or Pin.

Limited Slip Kits Include:

All The Above Plus New Friction Plates.

AMC INTERNAL KIT	PART #
AMC MODEL 20	85-2025


CHRYSLER INTERNAL KIT	PART #
CHRYSLER 7.25" OPEN	85-2030
CHRYSLER 8.25" OPEN	85-2029
CHRYSLER 9.25" OPEN	85-2028

FORD INTERNAL KIT	PART #
FORD 10.25" OPEN	85-2046
FORD 7.5" OPEN	85-2014
FORD 8.8" 31-SP OPEN LATE	85-2013
FORD 9" 31 SP 2-PINION OPEN	85-2011A
FORD 9" 31 SP 4-PINION OPEN	85-2011
FORD 9" 31 SP 4 PINION T/L	85-2011B
FORD 9" 28 SP OPEN	85-2011D
FORD 9" 28 SP T/L	85-2011E

GM INTERNAL KIT	PART #
GM 10.5" OPEN	85-2023
GM 7.5" 26 SP OPEN	85-2015
GM 7.625" 28-SP OPEN	85-2015A
GM 8.5" 28-SP OPEN	85-2021B
GM 8.5" 30-SP OPEN	85-2021A
GM 8.5" 30-SP OPEN 2000-UP	85-2022
GM 9.5" OPEN	85-2010
GM 12 BOLT TRUCK/CAR 30 SP OPEN	85-2018

OPEN DIFFERENTIAL CASE	OEM PART #	PART #
FORD 8.8" 31 SP. OEM 87-UP		65-2013
GM 7.625" LOW CASE OEM	26026247	65-2015A
GM 7.625" HIGH CASE OEM	26033477	65-2015B
GM 8.5" CASE 2.73 UP OEM	26010481	65-2021
GM 9.5" CASE OEM	14038087	65-2010
GM 10.5" LOW CASE OEM	6258336	65-2023A
GM 10.5" HIGH CASE OEM	6258340	65-2023B
GM 12 BOLT TRUCK 3.73 & UP		65-2018
TOYOTA 8" (4 cylinder)		65-2041





Our axles and gears are manufactured for the replacement trade. Only those part numbers ending in "OE" are original equipment products. Our modern equipment and facilities enable us to produce all types of shafts and gears for many applications. Please contact us with specific information or drawings and quotations will be promptly forwarded.

Superior
AXLE & GEAR



A DIVISION OF FOOTE AXLE & FORGE, L.L.C.

3954 WHITESIDE STREET
LOS ANGELES, CA 90063

Superior AXLE & GEAR



A DIVISION OF FOOTE AXLE & FORGE, L.L.C.

3954 WHITESIDE STREET
LOS ANGELES, CA 90063

Available From: